

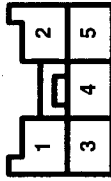
Connector Terminal Views (cont'd)

234. Under-dash Fuse/Relay Box

- Under left side of dash

Connector A

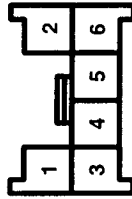
- Light Green
- On dashboard wire harness B



- 1 WHT (Fuse 20 - Under-hood)
- 2 WHT/RED (Power distribution)
- 3 BLK/WHT (Power distribution)
- 4 BLK/RED (Power distribution)
- 5 BLK/YEL (Power distribution)

Connector B

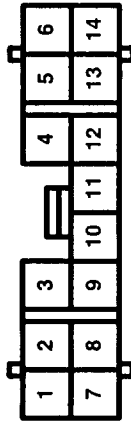
- Light Green
- On dashboard wire harness B



- 1 WHT/BLU (Wiper/washer)
- 2 GRN/BLK (Fuse 20 - Under-dash)
- 3 WHT/BLU (Fuse 3 - Under-hood)
- 4 —
- 5 —
- 6 BLU/RED (Wiper/washer)

Connector C

- Light Green
- On dashboard wire harness B

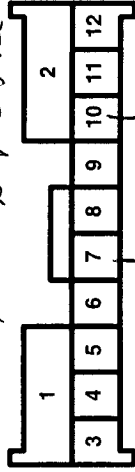


This is under the drivers dash on the fuse box

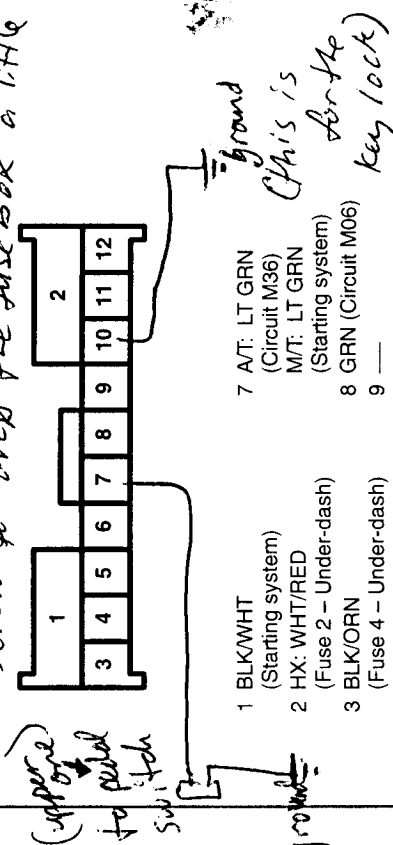
Connector D

- Light Green
- On ECM/PCM wire harness

You'll need to remove the 12mm screw to access the fuse box on LH

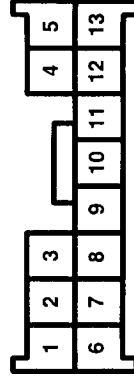


- 1 BLK/WHT (Starting system)
- 2 HX: WHT/RED (Fuse 2 - Under-dash)
- 3 BLK/ORN (Fuse 4 - Under-dash)
- 4 —
- 5 BLK/WHT (Fuse 1 - Under-dash)
- 6 LT BLU (Circuit F29)
- 7 AT: LT GRN (Circuit M36)
- MT: LT GRN (Starting system)
- 8 GRN (Circuit M06)
- 9 —
- 10 BLU/BLK (Circuit M35)
- 11 MT: YEL (Fuse 10 - Under-dash)
- 12 YEL/BLK (Fuse 17 - Under-dash)



Connector E

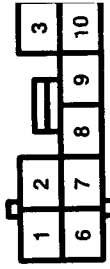
- Light Green
- On ECM/PCM wire harness



- 1 GRY (Circuit F55)
- 2 —
- 3 WHT/BLK (Circuit 13)
- 4 BLU/WHT (Circuit E93)
- 8 RED/BLU (Immobilizer system)
- 9 —
- 10 YEL (Multiplex)

Connector F

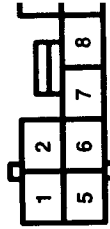
- Light Green
- On engine compartment wire harness (left branch)



- 1 Canada: GRN/ORN (Circuit 207)
- USA: GRN/RED (Headlights)
- 2 Canada: YEL/RED (Fuse 12 - Under-dash)
- 3 —
- 4 USA: RED/BLU (Headlights)
- 5 RED/BLU (Headlights)
- 6 —
- 7 —
- 8 —
- 9 —
- 10 —
- 11 —
- 12 —

Connector G

- Light Green
- On engine compartment wire harness (left branch)



- 1 —
- 2 GRN/RED (Turn signal lights)
- 3 GRN/YEL